

COMEDK Counselling -2025

How to make Payment using Debit or Credit Cards?

Step 1: Click on “Decision Making” tab, then click on “Click here to view Allotted seat”.

[Print](#) [Logout](#)



COMEDK UGET-2025/Uni-GAUGE-E-2025

(Engineering Entrance Exam-2025)



[Applicant Details](#) [Document Upload](#) [Counselling Registration](#) [Choice Filling](#) [Decision Making](#) [Objection Form](#)

Decision Making

Comedk Counselling 2022
Action guidelines for offer of admission in B. Tech. 2022

- 1. Accept & Freeze:** Means the candidate is accepting the seat allotted and will not participate in further rounds.
- 2. Accept & Upgrade:** Means the candidate is accepting the seat allotted and wishes to participate in next round. During the next round, if higher preference is allotted then the earlier seat will be cancelled automatically. However, during the next round if higher preferences are not allotted, then the candidate retains the earlier allotted seat.
- 3. Reject & Upgrade:** Means the candidate is rejecting the allotted seat and will not have any claim on the seat allotted during this round. It also means that he /she wishes to participate in the next round to check for allotment of higher preferences/options.
- 4. Reject & Withdraw :** Means the candidate is rejecting the seat allotted and will not have any claim on seat allotted during this round. He /she will also not participate in further rounds of COMEDK counselling.

[Click Here To View Allotted Seat](#) [Refresh](#)

Step 2: Click on a decision based on your choice

NOTE: Refer Counselling Process Document to understand the decisions and their consequences

Course Name	Bio-Medical Engineering	College Seat Category	HKR
Preference Number	1	College Address	Dr. Sarvepalli Radhakrishnan Road, Achinagar Post, Hesarghatta Main Road, Soladevanahalli, Bengaluru- 560107

Fee Details

Total College Fee*	8	Fee to be paid now	8
Tuition Fee	216000	Other Fee	5000

Note: Total Fee mentioned above excludes special skill lab facility fee and University fee.

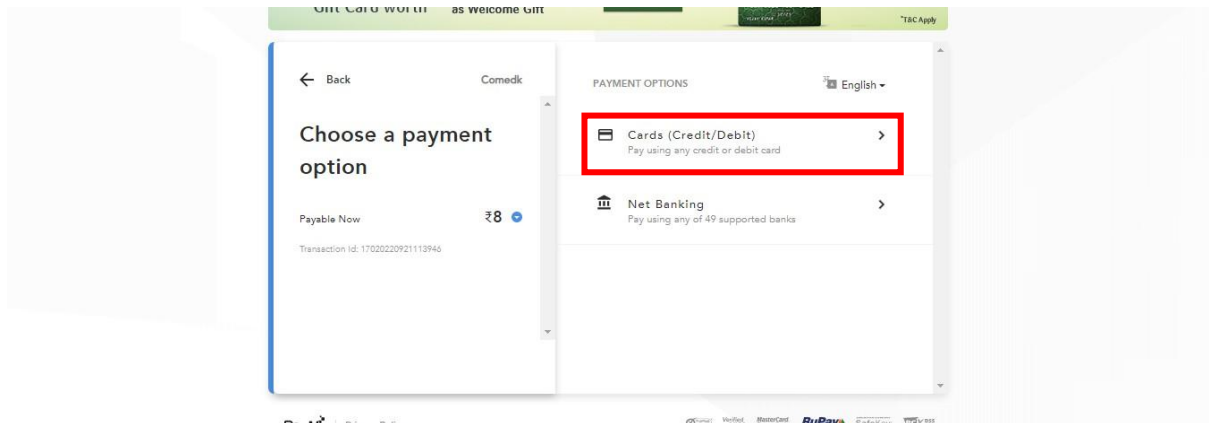
Declaration

☒ I have read and understood all terms and conditions as mentioned in Counselling Process document available on <http://www.comedk.org/> and I agree to abide by the same. I have taken my parent's or guardian's consent for exercising my decision.

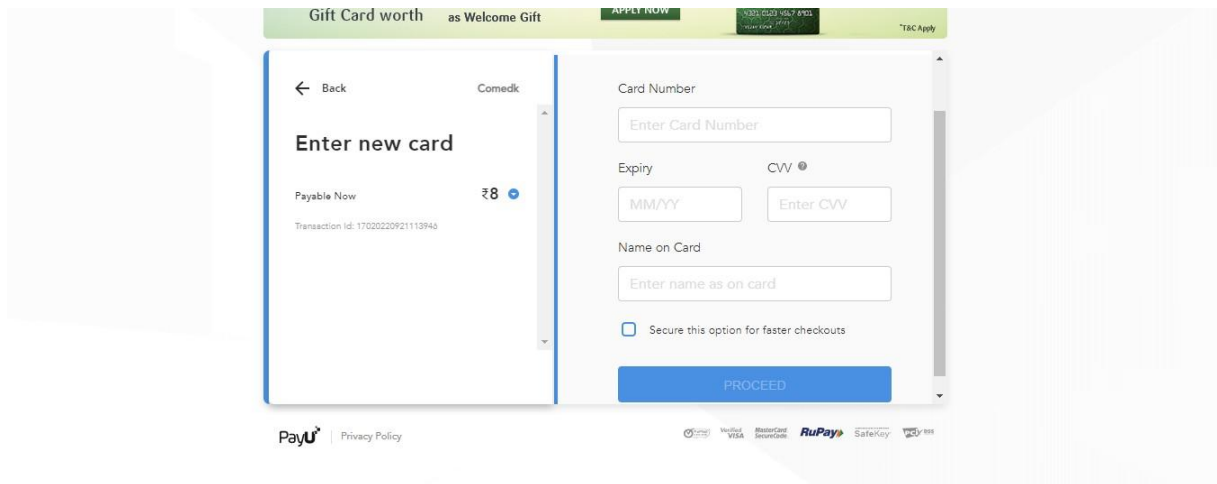
[ACCEPT & FREEZE](#) [ACCEPT & UPGRADE](#) [REJECT & UPGRADE](#) [REJECT & WITHDRAW](#)

COMEDK Counselling -2025

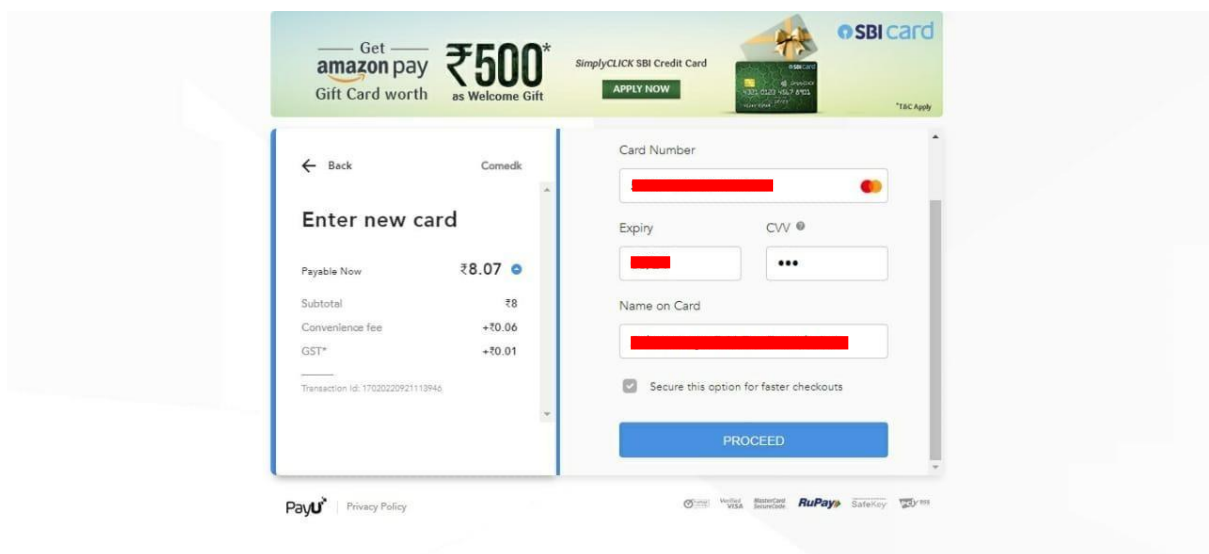
Step 3: Once you click on the decision tab, you will be redirected to the payment Page. Select your payment option i.e., Cards (Credit/Debit)



Step 4: If you have selected “Cards (Debit/Card)” as your payment options, kindly enter all your card details

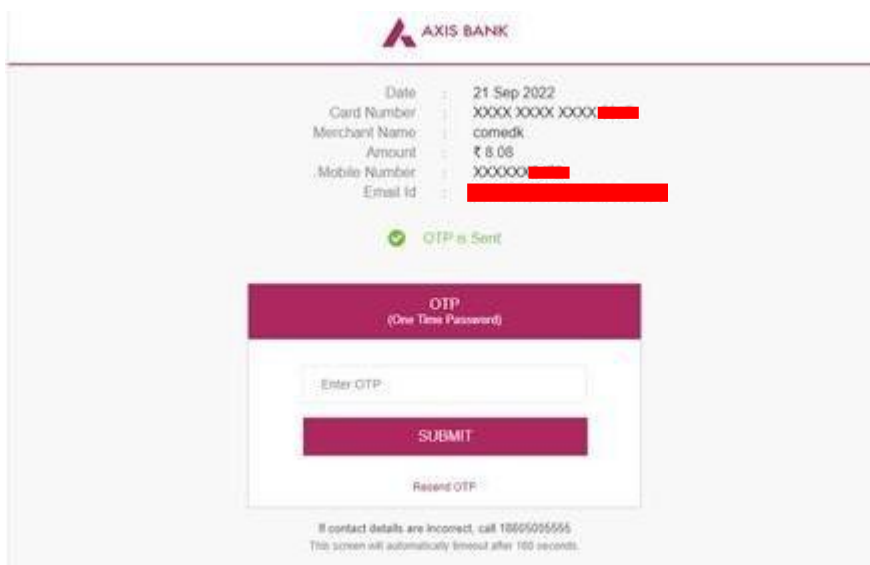


Step 5: Once the card details are entered, on the left-hand side you will see the total fee and additional bank charges i.e convenience fee +GST to be paid (Amount shown in the screenshot is just for the candidate's reference)



COMEDK Counselling -2025

Step 6: Enter the OTP received from the bank and click on SUBMIT to make the payment.



The image shows a screenshot of the Axis Bank mobile app interface for OTP verification. At the top, the Axis Bank logo is visible. Below it, transaction details are listed: Date (21 Sep 2022), Card Number (XXXX XXXX XXXX), Merchant Name (comedk), Amount (₹ 8.08), Mobile Number (XXXXXX), and Email id (redacted). A green checkmark icon and the text "OTP is Sent" are displayed. Below this is a purple box with the text "OTP (One Time Password)". Underneath is a white box with a text input field labeled "Enter OTP" and a purple "SUBMIT" button. A "Resend OTP" link is at the bottom of the input box. At the very bottom, there is a small disclaimer: "If contact details are incorrect, call 18605005555. This screen will automatically timeout after 100 seconds."

Step 7: After Successful payment, logout and login to your application again,

Click on decision making tab and check the transaction status Click on “PRINT” to take a printout of the payment details for future reference.

Payment Details

Total Fee paid so far*	8		
Total College Fee*	8	Fee paid now	8
Tuition Fee	216000	Other Fee	216000
Refund ,if any, from COMEDK	0	Payment Date	21/Sep/2022
Order Id	17020220921113946	Payment Transaction Number	15888213942
Note: Total Fee mentioned above excludes special skill lab facility fee and University fee.			

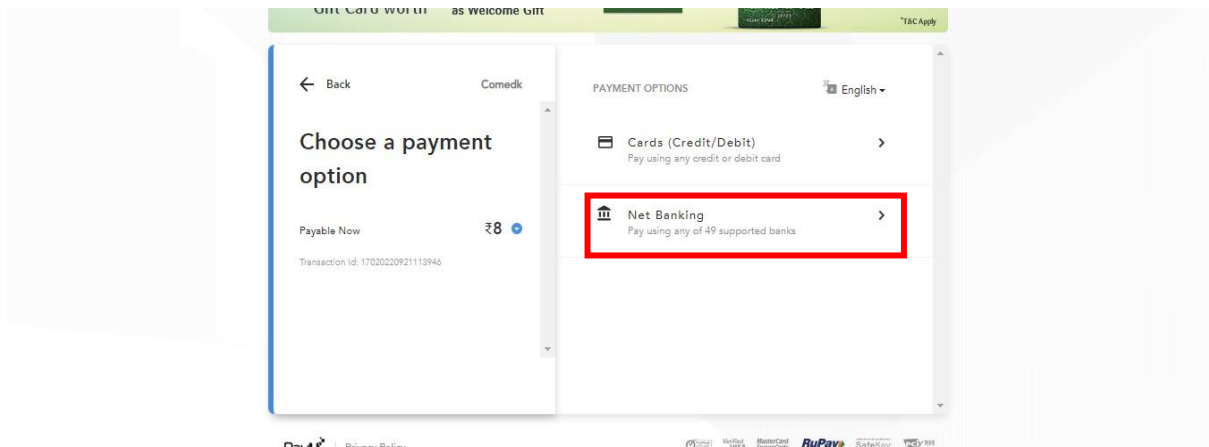
Declaration

I have read and understood all terms and conditions as mentioned in Counselling Process document available on <http://www.comedk.org/> and I agree to abide by the same. I have taken my parent's or guardian's consent for exercising my decision.

PRINT

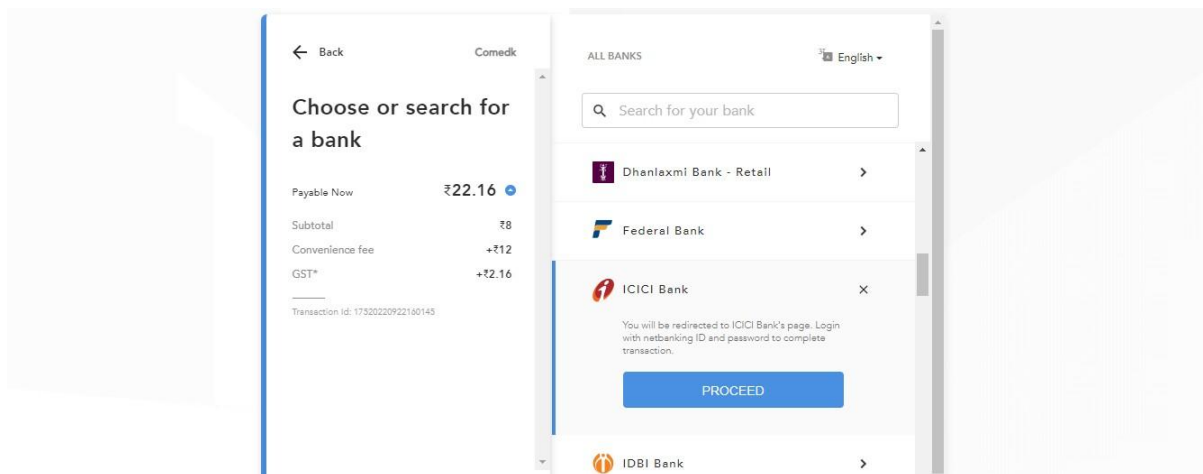
How to make Payment using Net banking?

Step 1: Choose Net banking as your payment option




Step 2: Choose your bank from the drop-down menu of the list of banks and click on “Proceed”

Once the bank is selected, on the left-hand side you will see the total fee and additional bank charges i.e. convenience fee +GST to be paid (Amount shown in the screenshot is just for the candidate’s reference)



COMEDK Counselling -2025

Step 3: You will be directed to your bank's login page. Login using your bank's user id and password



Payment through ICICI Bank

☒ ICICI Bank Savings A/c / Pockets Wallet ☐ ICICI Bank Corporate A/c


User ID

[Get User ID](#)

OR

Registered Mobile Number

Step 4: Enter the OTP received on your bank's registered mobile number and click on pay to complete payment. (Amount shown in the example below is just for candidate's reference)



Payment Details

Pay From as of 22/09/2022 15:59

Pay To Karnataka Professional Colleges(PAYU INDIA)

Amount 22.16

Remarks

Authorization

One Time Password

0.2 Seconds to SEND NEW OTP

0.2 Seconds to GET OTP ON CALL

Enter the OTP sent to your registered mobile number

If there is a delay in receipt of OTP, you can send a request to receive it. SMS IBOTP to 5676766 or 9215676766. Request should be sent from the mobile number registered in our records. Please do not share OTP with anyone, even if the person claims to be an ICICI Bank official. For further details please [Click here](#)

COMEDK Counselling -2025

Step 5: After Successful payment, log out and login again to your application, click on decision making tab and check the transaction status

Click on “PRINT” to take a printout of the payment details for future reference.

Payment Details

Total Fee paid so far*	8		
Total College Fee*	8	Fee paid now	8
Tuition Fee	216000	Other Fee	216000
Refund ,if any, from COMEDK	0	Payment Date	21/Sep/2022
Order Id	17020220921113946	Payment Transaction Number	15888213942
Note: Total Fee mentioned above excludes special skill lab facility fee and University fee.			

Declaration

I have read and understood all terms and conditions as mentioned in Counselling Process document available on <http://www.comedk.org/> and I agree to abide by the same. I have taken my parent's or guardian's consent for exercising my decision.

PRINT

NOTE:

- 1) Candidates are requested NOT to call COMEDK helpdesk immediately after making a payment for confirmation/unsuccessful payments. Please wait for at least 1 hour before calling COMEDK helpdesk for any confirmation. Check with your respective bank first, in case a payment is unsuccessful
- 2) Fee Receipt and Allotment letter will be generated only for candidates who have clicked on “Accept & Freeze”. For Accept & Upgrade and Reject & Upgrade decisions, the payment details will reflect in the “Decision Making” tab under “Payment Details”
- 3) Candidates can write an email to care@payu.in to clarify about the transaction details with CC to studenthelpdesk@comedk.org